

The number of learners in pre-primary education in Namibia has grown steadily over the years, and in 2018 stands at 44 081 (see Table 2 in this report). The average annual growth rate for enrolment in pre-primary from 2011 to 2017 was 20.8%. This growth demonstrates the firm commitment of the Ministry of Education, Arts and Culture (MoEAC) to enhancing both access to pre-primary schooling and the quality of learning in the early phases of schooling.

NAMIBIA Fifteenth SCHOOL DAY REPORT 2018

The Fifteenth School Day Report for 2018 was produced by the Education Management Information System (EMIS) division within the Ministry of Education, Arts and Culture. EMIS is the primary national process for timely collection, analysis and reporting of reliable information concerning schools in Namibia. Education regions collect data twice a year from all state and private schools in Namibia and publish two reports which enable education planners to develop plans responsive to the context-specific needs of children. The reports are key tools the Ministry uses to drive improved service delivery in basic education.

1. The Fifteenth School Day Survey features the most crucial information about the number of schools, learners and teachers in Namibia as recorded on the 15th school day at the beginning of every year.
2. The Annual Education Census (AEC) is a comprehensive survey of education data in state and private schools in Namibia. The AEC is usually conducted on the first Tuesday of the last trimester of the school year.

TABLE 1: Number of learners, teachers and schools by region and sex in 2018

| REGION | LEARNERS | | | TEACHERS | | | SCHOOLS | Learners as % of National Total | Teachers as % of National Total | Schools as % of National Total |
|--------------|---------------|---------------|---------------|--------------|-------------|--------------|-------------|---------------------------------|---------------------------------|--------------------------------|
| | Female | Male | Total | Female | Male | Total | Schools | | | |
| //Kharas | 11603 | 11253 | 22856 | 686 | 271 | 957 | 57 | 3% | 3% | 3% |
| Erongo | 22750 | 21414 | 44164 | 1297 | 374 | 1671 | 74 | 6% | 6% | 4% |
| Hardap | 12546 | 12455 | 25001 | 637 | 326 | 963 | 58 | 3% | 3% | 3% |
| Kavango East | 31509 | 31809 | 63318 | 1032 | 974 | 2006 | 170 | 8% | 7% | 9% |
| Kavango West | 20922 | 21753 | 42675 | 762 | 761 | 1523 | 176 | 6% | 5% | 9% |
| Khomas | 46276 | 43091 | 89367 | 2975 | 903 | 3878 | 129 | 12% | 13% | 7% |
| Kunene | 14906 | 15444 | 30350 | 626 | 511 | 1137 | 68 | 4% | 4% | 4% |
| Ohangwena | 52349 | 52508 | 104857 | 2591 | 1389 | 3980 | 265 | 14% | 14% | 14% |
| Omaheke | 11581 | 11616 | 23197 | 553 | 305 | 858 | 44 | 3% | 3% | 2% |
| Omusati | 48724 | 49399 | 98123 | 2785 | 1310 | 4085 | 285 | 13% | 14% | 15% |
| Oshana | 27268 | 26893 | 54161 | 1593 | 657 | 2250 | 139 | 7% | 8% | 7% |
| Oshikoto | 35047 | 36184 | 71231 | 1834 | 957 | 2791 | 222 | 9% | 9% | 12% |
| Otjozondjupa | 24217 | 23400 | 47617 | 1158 | 486 | 1644 | 83 | 6% | 6% | 4% |
| Zambezi | 19214 | 19812 | 39026 | 994 | 654 | 1648 | 114 | 5% | 6% | 6% |
| Total | 378912 | 377031 | 755943 | 19523 | 9878 | 29391 | 1884 | | | |

Table 1 shows the number of female and male learners and teachers and the number of schools by region in Namibia in 2018. The total number of learners nationally as of February 2018 is 755943. There are 1881 more girl-child learners than boy-child learners – boys and girls have the same access to education – and there are nearly twice as many female teachers as male teachers in the country. Ohangwena Region has the highest number of learners while Omusati has the highest numbers of and schools and teachers.



TABLE 2: Number of learners by region, grade and sex in 2018

| REGION | Gender | Pre-primary | Grade 1 | Grade 2 | Grade 3 | Grade 4 | Grade 5 | Grade 6 | Grade 7 | Grade 8 | Grade 9 | Grade 10 | Grade 11 | Grade 12 | Special | Other | TOTAL |
|--------------|--------------|--------------|--------------|--------------|--------------|--------------|--------------|--------------|--------------|--------------|--------------|--------------|--------------|--------------|-------------|------------|---------------|
| //Karas | Male | 841 | 1307 | 1129 | 1123 | 1101 | 1062 | 1015 | 849 | 924 | 606 | 693 | 293 | 282 | 22 | 6 | 11253 |
| | Female | 839 | 1165 | 1174 | 1087 | 1081 | 1072 | 1060 | 904 | 1005 | 704 | 782 | 365 | 345 | 18 | 2 | 11603 |
| | Total | 1680 | 2472 | 2303 | 2210 | 2182 | 2134 | 2075 | 1753 | 1929 | 1310 | 1475 | 658 | 627 | 40 | 8 | 22856 |
| Erongo | Male | 987 | 2505 | 2302 | 2092 | 2163 | 2004 | 1708 | 1580 | 1867 | 1358 | 1400 | 676 | 675 | 90 | 7 | 21414 |
| | Female | 997 | 2356 | 2283 | 2170 | 2167 | 2120 | 1844 | 1720 | 1883 | 1537 | 1733 | 1005 | 895 | 39 | 1 | 22750 |
| | Total | 1984 | 4861 | 4585 | 4262 | 4330 | 4124 | 3552 | 3300 | 3750 | 2895 | 3133 | 1681 | 1570 | 129 | 8 | 44164 |
| Hardap | Male | 890 | 1470 | 1252 | 1168 | 1359 | 1165 | 929 | 938 | 1095 | 775 | 692 | 268 | 238 | 151 | 65 | 12455 |
| | Female | 886 | 1295 | 1164 | 1157 | 1263 | 1120 | 1005 | 1010 | 1244 | 948 | 716 | 320 | 312 | 84 | 22 | 12546 |
| | Total | 1776 | 2765 | 2416 | 2325 | 2622 | 2285 | 1934 | 1948 | 2339 | 1723 | 1408 | 588 | 550 | 235 | 87 | 25001 |
| Kavango East | Male | 1572 | 4291 | 3607 | 3316 | 3478 | 2797 | 2469 | 1956 | 2563 | 2052 | 1790 | 952 | 882 | 97 | 0 | 31822 |
| | Female | 1629 | 3937 | 3416 | 3144 | 3334 | 2886 | 2623 | 2190 | 2568 | 2155 | 1722 | 978 | 838 | 97 | 0 | 31517 |
| | Total | 3201 | 8228 | 7023 | 6460 | 6812 | 5683 | 5092 | 4146 | 5131 | 4207 | 3512 | 1930 | 1720 | 194 | 0 | 63339 |
| Kavango West | Male | 1280 | 3478 | 2786 | 2494 | 2557 | 1902 | 1633 | 1343 | 1518 | 1115 | 888 | 403 | 300 | 56 | 0 | 21753 |
| | Female | 1321 | 3150 | 2523 | 2280 | 2349 | 1981 | 1748 | 1358 | 1595 | 1100 | 822 | 396 | 282 | 17 | 0 | 20922 |
| | Total | 2601 | 6628 | 5309 | 4774 | 4906 | 3883 | 3381 | 2701 | 3113 | 2215 | 1710 | 799 | 582 | 73 | 0 | 42675 |
| Khomas | Male | 2656 | 4457 | 4277 | 4168 | 4250 | 3885 | 3404 | 3171 | 3502 | 2609 | 2867 | 1571 | 1529 | 729 | 3 | 43078 |
| | Female | 2790 | 4534 | 4392 | 4215 | 4206 | 4053 | 3662 | 3494 | 4028 | 3093 | 3309 | 1955 | 2057 | 470 | 10 | 46268 |
| | Total | 5446 | 8991 | 8669 | 8383 | 8456 | 7938 | 7066 | 6665 | 7530 | 5702 | 6176 | 3526 | 3586 | 1199 | 13 | 89346 |
| Kunene | Male | 993 | 2219 | 1775 | 1781 | 1804 | 1489 | 1205 | 1106 | 1189 | 789 | 589 | 255 | 239 | 11 | 0 | 15444 |
| | Female | 1083 | 2079 | 1812 | 1646 | 1705 | 1374 | 1233 | 1111 | 1124 | 700 | 615 | 250 | 164 | 10 | 0 | 14906 |
| | Total | 2076 | 4298 | 3587 | 3427 | 3509 | 2863 | 2438 | 2217 | 2313 | 1489 | 1204 | 505 | 403 | 21 | 0 | 30350 |
| Ohangwena | Male | 2653 | 6168 | 5459 | 5200 | 6079 | 5145 | 4363 | 3865 | 4385 | 3448 | 3109 | 1619 | 1432 | 0 | 0 | 52925 |
| | Female | 2795 | 5860 | 5062 | 4797 | 5393 | 5071 | 4276 | 3947 | 4508 | 3751 | 3506 | 1946 | 1733 | 0 | 0 | 52645 |
| | Total | 5448 | 12028 | 10521 | 9997 | 11472 | 10216 | 8639 | 7812 | 8893 | 7199 | 6615 | 3565 | 3165 | 0 | 0 | 105570 |
| Omaheke | Male | 606 | 1500 | 1290 | 1320 | 1261 | 1131 | 1090 | 803 | 952 | 647 | 614 | 190 | 184 | 28 | 0 | 11616 |
| | Female | 647 | 1359 | 1256 | 1183 | 1234 | 1150 | 1042 | 914 | 1053 | 721 | 595 | 224 | 191 | 12 | 0 | 11581 |
| | Total | 1253 | 2859 | 2546 | 2503 | 2495 | 2281 | 2132 | 1717 | 2005 | 1368 | 1209 | 414 | 375 | 40 | 0 | 23197 |
| Omusati | Male | 2539 | 5862 | 5104 | 4683 | 5256 | 4461 | 3813 | 3445 | 4244 | 2977 | 2989 | 1768 | 1661 | 0 | 0 | 48802 |
| | Female | 2599 | 5463 | 4615 | 4491 | 4630 | 4340 | 3760 | 3408 | 4254 | 3099 | 3314 | 2181 | 1895 | 0 | 0 | 48049 |
| | Total | 5138 | 11325 | 9719 | 9174 | 9886 | 8801 | 7573 | 6853 | 8498 | 6076 | 6303 | 3949 | 3556 | 0 | 0 | 96851 |
| Oshana | Male | 1554 | 2890 | 2507 | 2397 | 2671 | 2230 | 2104 | 1980 | 2265 | 1914 | 1799 | 1302 | 1253 | 0 | 17 | 26883 |
| | Female | 1605 | 2721 | 2443 | 2284 | 2491 | 2300 | 2116 | 2077 | 2325 | 1992 | 2026 | 1596 | 1447 | 0 | 25 | 27448 |
| | Total | 3159 | 5611 | 4950 | 4681 | 5162 | 4530 | 4220 | 4057 | 4590 | 3906 | 3825 | 2898 | 2700 | 0 | 42 | 54331 |
| Oshikoto | Male | 2217 | 4052 | 3640 | 3430 | 4201 | 3263 | 3110 | 2746 | 2979 | 2149 | 2078 | 1274 | 1235 | 0 | 0 | 36374 |
| | Female | 2375 | 3609 | 3194 | 3112 | 3607 | 3031 | 2894 | 2548 | 3135 | 2435 | 2404 | 1462 | 1440 | 0 | 0 | 35246 |
| | Total | 4592 | 7661 | 6834 | 6542 | 7808 | 6294 | 6004 | 5294 | 6114 | 4584 | 4482 | 2736 | 2675 | 0 | 0 | 71620 |
| Otjozondjupa | Male | 1348 | 2960 | 2569 | 2492 | 2758 | 2199 | 1991 | 1684 | 2047 | 1210 | 1059 | 508 | 451 | 88 | 36 | 23400 |
| | Female | 1394 | 2793 | 2533 | 2513 | 2574 | 2365 | 2107 | 1769 | 2256 | 1441 | 1293 | 596 | 522 | 43 | 18 | 24217 |
| | Total | 2742 | 5753 | 5102 | 5005 | 5332 | 4564 | 4098 | 3453 | 4303 | 2651 | 2352 | 1104 | 973 | 131 | 54 | 47617 |
| Zambezi | Male | 1493 | 2313 | 1879 | 1762 | 1867 | 1603 | 1403 | 1260 | 1582 | 1524 | 1423 | 921 | 776 | 6 | 0 | 19812 |
| | Female | 1492 | 2002 | 1818 | 1649 | 1656 | 1588 | 1402 | 1317 | 1538 | 1512 | 1495 | 996 | 747 | 2 | 0 | 19214 |
| | Total | 2985 | 4315 | 3697 | 3411 | 3523 | 3191 | 2805 | 2577 | 3120 | 3036 | 2918 | 1917 | 1523 | 8 | 0 | 39026 |
| National | Male | 21629 | 45472 | 39576 | 37426 | 40805 | 34336 | 30237 | 26726 | 31112 | 23173 | 21990 | 12000 | 11137 | 1278 | 134 | 377031 |
| | Female | 22452 | 42323 | 37685 | 35728 | 37690 | 34451 | 30772 | 27767 | 32516 | 25188 | 24332 | 14270 | 12868 | 792 | 78 | 378912 |
| | Total | 44081 | 87795 | 77261 | 73154 | 78495 | 68787 | 61009 | 54493 | 63628 | 48361 | 46322 | 26270 | 24005 | 2070 | 212 | 755943 |

TABLE 3: Number of learners, teachers and schools by region, from 2016 to 2018

| REGION | LEARNERS | | | TEACHERS | | | SCHOOLS | | |
|-----------------|---------------|---------------|---------------|--------------|--------------|--------------|-------------|-------------|-------------|
| | 2016 | 2017 | 2018 | 2016 | 2017 | 2018 | 2016 | 2017 | 2018 |
| //Kharas | 22085 | 22193 | 22856 | 922 | 941 | 957 | 52 | 53 | 57 |
| Erongo | 40204 | 42174 | 44164 | 1512 | 1600 | 1671 | 66 | 72 | 74 |
| Hardap | 24110 | 24392 | 25001 | 917 | 984 | 963 | 57 | 59 | 58 |
| Kavango East | 58387 | 60869 | 63318 | 1840 | 1896 | 2006 | 162 | 165 | 170 |
| Kavango West | 38835 | 41414 | 42675 | 1354 | 1464 | 1523 | 172 | 176 | 176 |
| Khomas | 83119 | 87484 | 89367 | 3372 | 3702 | 3878 | 104 | 120 | 129 |
| Kunene | 28163 | 29126 | 30350 | 1078 | 1058 | 1137 | 68 | 67 | 68 |
| Ohangwena | 99156 | 102563 | 104857 | 3853 | 3982 | 3980 | 256 | 262 | 265 |
| Omaheke | 22111 | 22466 | 23197 | 833 | 884 | 858 | 43 | 44 | 44 |
| Omusati | 91231 | 94672 | 98123 | 3914 | 4127 | 4085 | 276 | 282 | 285 |
| Oshana | 52524 | 53454 | 54161 | 2290 | 2277 | 2250 | 135 | 137 | 139 |
| Oshikoto | 67544 | 68987 | 71231 | 2816 | 2939 | 2791 | 219 | 220 | 222 |
| Otjozondjupa | 44542 | 46430 | 47617 | 1607 | 1665 | 1644 | 77 | 78 | 83 |
| Zambezi | 35867 | 37412 | 39026 | 1578 | 1648 | 1648 | 109 | 111 | 114 |
| NATIONAL | 707878 | 733636 | 755943 | 27886 | 29167 | 29391 | 1796 | 1846 | 1884 |

From the figures presented in Table 3, we can observe a continued trend of increase in the numbers of learners (by 3%), teachers (by 0.8%) and schools (by 2%) from 2017 to 2018 in Namibia.

FIGURE 1: Distribution of learners by grade and sex in 2018

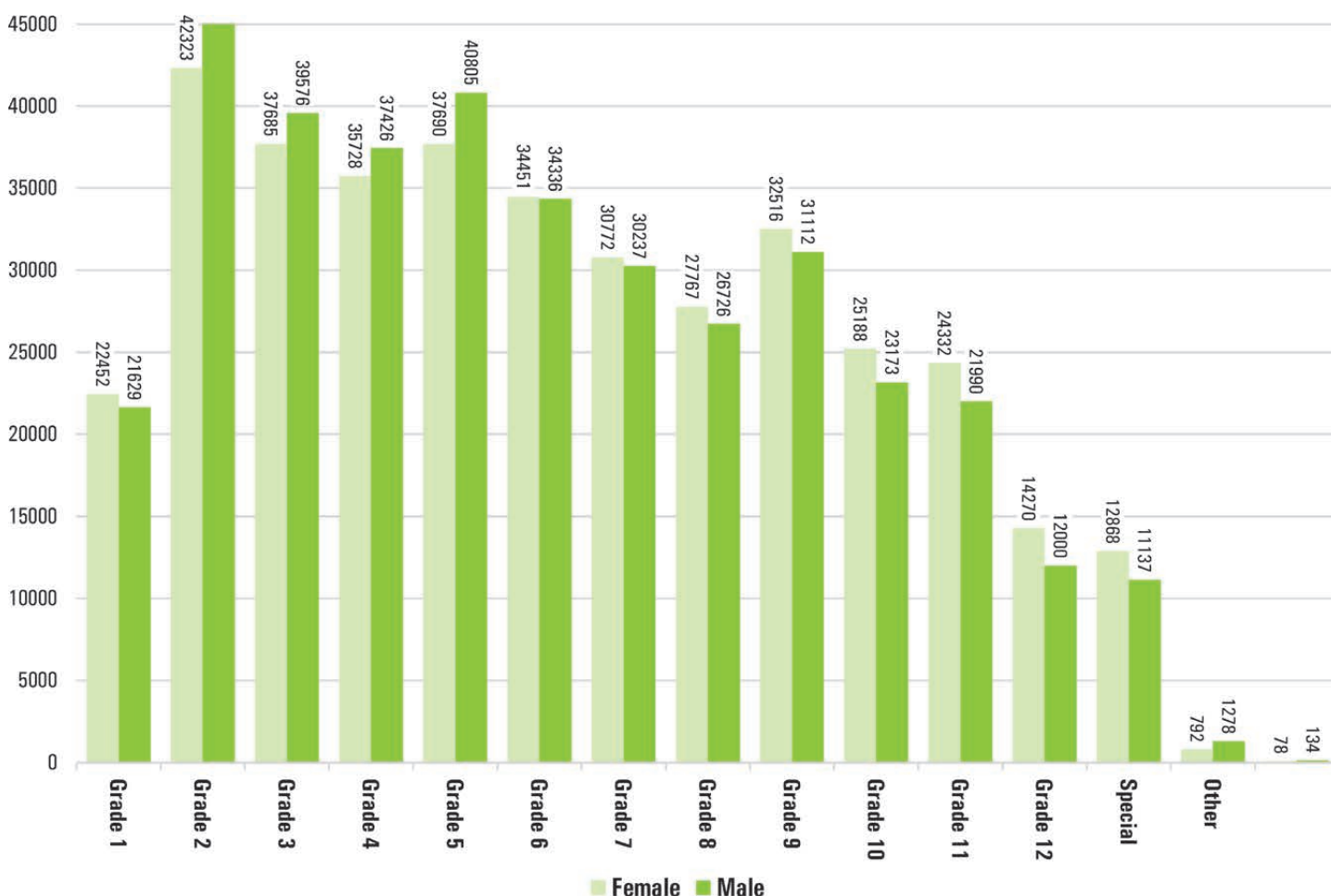


Figure 1 indicates that there is a big difference in enrolment between pre-primary, where it stands at 5.8%, and Grade 1, where it increases to 11.6%, before it declines as learners move to higher grades within the schooling system, with only 3.2% of the learners enrolled in Grade 12.

We can also observe a fair gender parity across the grades, with slightly more boys than girls in the junior phase (up until Grade 5) and slightly more girls than boys in the senior primary phase and the secondary phase. The difference, however, is not considered statistically significant.

FIGURE 2:
Percentage distribution
of learners in schools,
by phase, in 2018

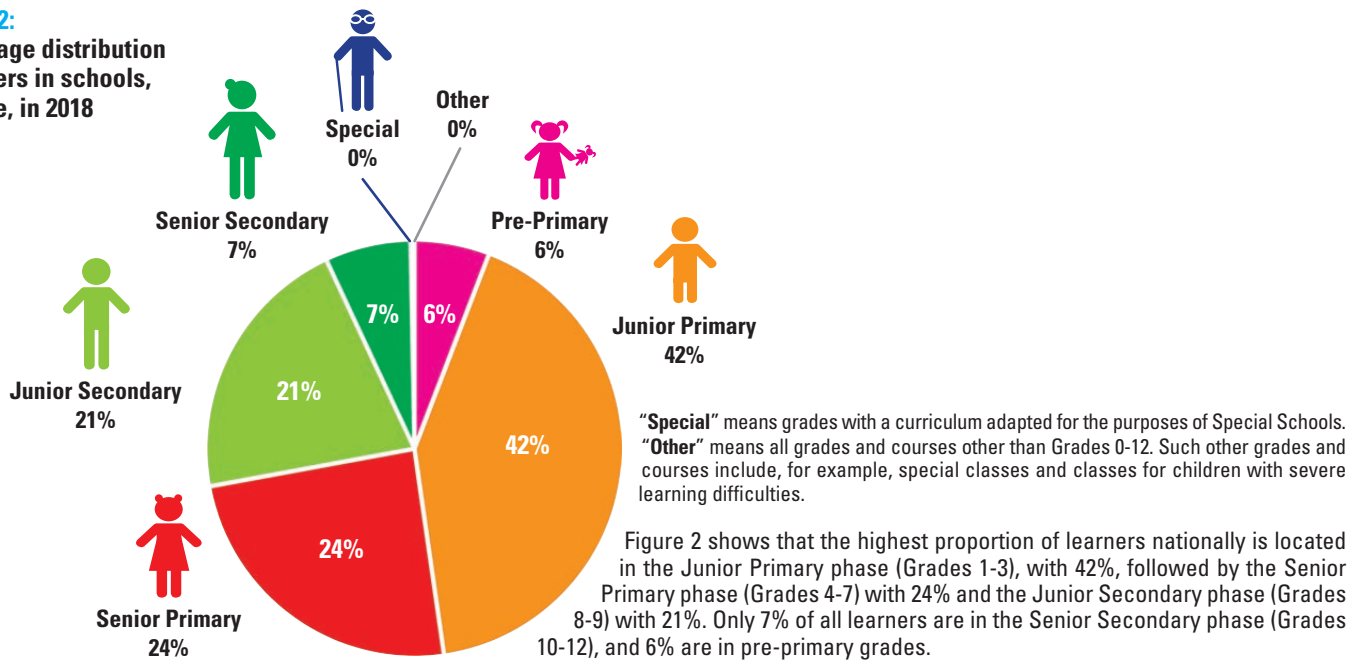


FIGURE 3: Frequency distribution by school size (as measured by number of learners in schools) in 2018

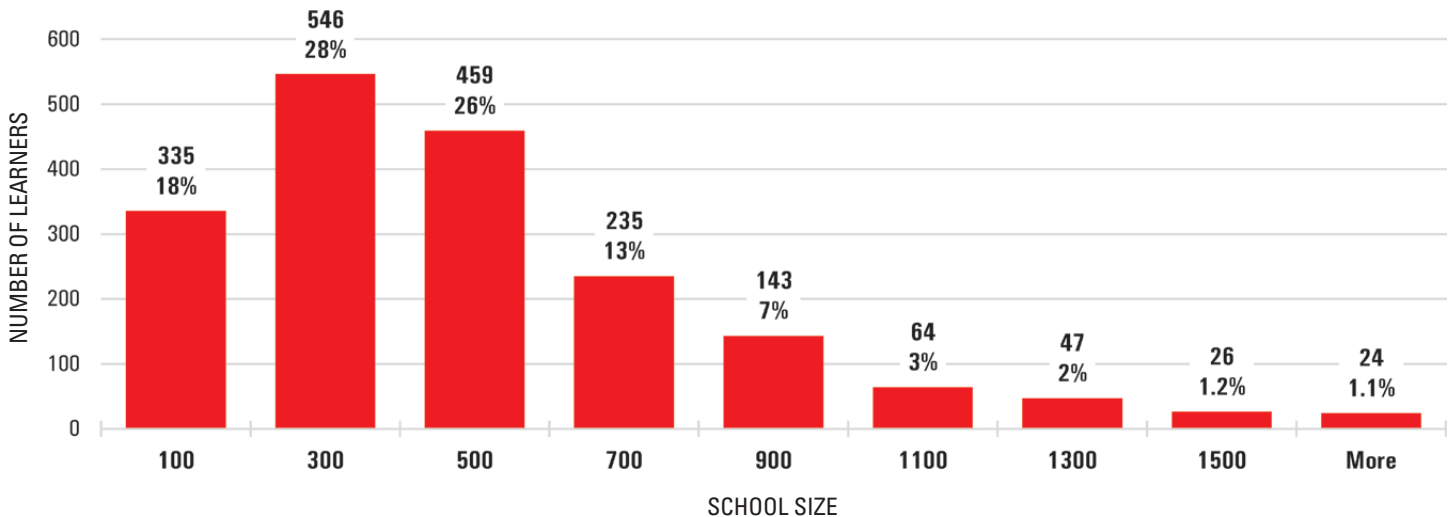


Figure 3 shows that in terms of school size, the highest proportion of schools nationally (546 or 29%) have 101-300 learners each. This graph also shows that there are a number of small schools in Namibia: 335 or 18% with fewer than 100 learners. Finally, 43 or 5.1% of all schools have at least 1300 learners.

FIGURE 4: Frequency distribution of learner-teacher ratio (LTR) in schools in 2018

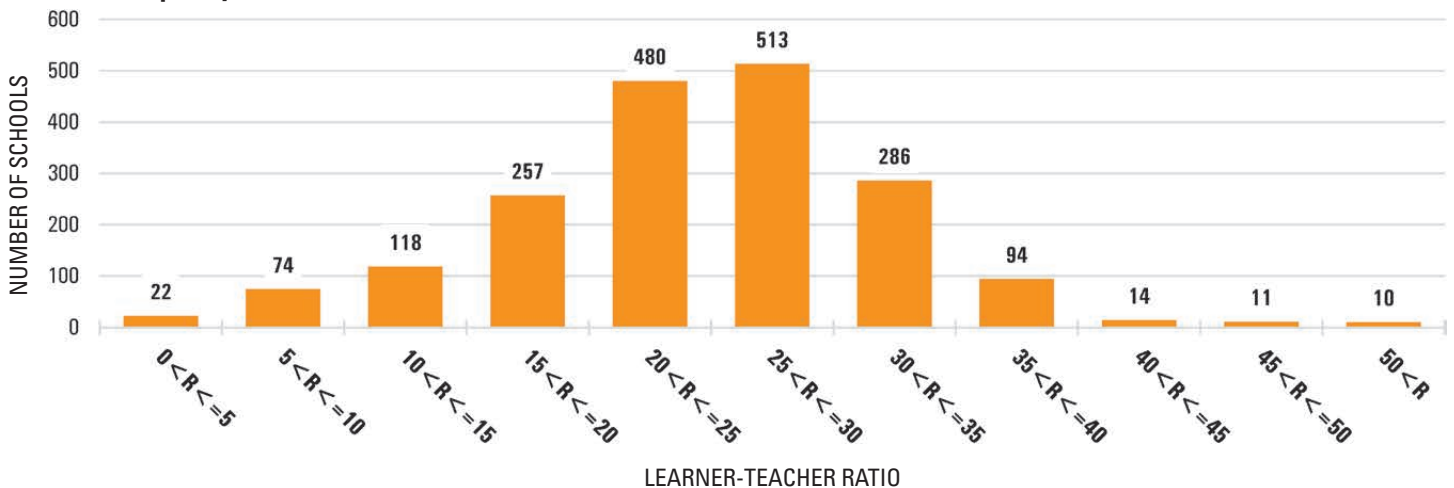


Figure 4 shows that the schools constituting the highest proportion nationally (513 or 27%) are in the 25-30 LTR interval in 2018, compared to 2017 when 29% of all schools had a 21-25 LTR. Furthermore, 35 or 1.85% of all schools have more than 40 learners per teacher, a slight improvement compared to 2017 when 2% of all schools had an LTR of over 40.